


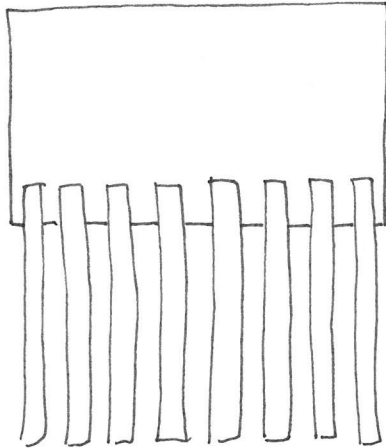
Ascension 'Wind Sock' Craft

①



Colour in the picture of Jesus on the A4 paper.

②



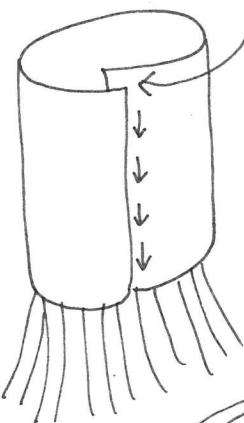
Turn the paper over. Put glue along the bottom edge, then stick on strips of crepe paper in different colours. Rainbow colours would look good!

③



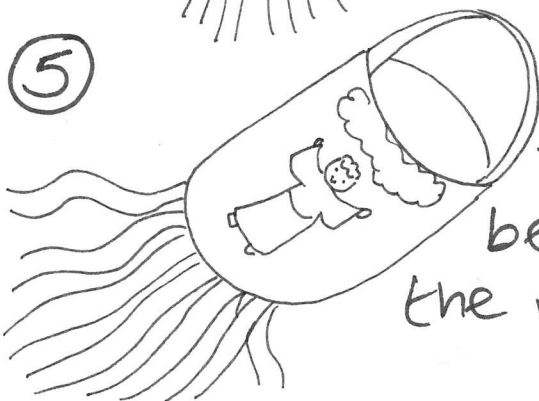
Turn paper back over and put some glue along the top, just over Jesus' head, then stick on some cotton wool, for a cloud effect.

④



Put glue along the edge of one side of the paper, then fold the other side around and stick it down gently. This makes a cylinder shape.

⑤



Add a strip of card to the top to make a handle. Then the 'wind sock' can be swirled around, with the ribbons dancing in the air!